

DESCRIPTION:

PT64 float and thermostatic (integral air vent) steam traps are designed for draining condensate from building heating installations. They can also be used in low pressure industrial installations.

FEATURES:

Modulating discharge of hot condensate at close to saturation temperature.

Good air venting facilitates a fast start-up.

USE: Saturated and superheated steam.

SIZES: DN32, 40, 50

CONNECTIONS: Screwed (NPT/BSPT/BSP)

LIMITING CONDITIONS:

PMA: Max allowable pressure	16 bar(g)
TMA: Max. allowable temperature	220 °C
PMO: Max. operating pressure	8.5 bar(g)
TMO: Max. operating temperature	220 °C
Cold hydro test pressure	32 bar(g)



INSTALLATION:

It is important to install the trap with the label on the top and the connecting pipes horizontal. Inlet and outlet connections are marked on the housing.

For effective condensate removal, the trap should be fitted below the drain point of the system being drained.

TRAP DISCHARGE CAPACITY IN kg/hr

MODEL	Size	DIFFERENTIAL PRESSURE (bar)													
		0.02	0.04	0.07	0.14	0.35	0.70	1.00	1.40	2.10	2.80	3.50	5.25	7.00	8.50
PT64-1.0	DN32,40	477	761	1090	1510	2270	3008	3428	----	----	----	----	----	----	----
	DN50	1033	1260	1646	2100	3133	4109	4938	----	----	----	----	----	----	----
PT64-2.0	DN32,40	454	602	772	1022	1537	2098	2511	2724	3178	----	----	----	----	----
	DN50	600	809	1158	1544	2352	3095	3542	3882	4536	----	----	----	----	----
PT64-5.0	DN32,40	243	327	441	591	868	1208	1358	1544	1816	1994	2157	2461	----	----
	DN50	377	495	672	908	1399	1873	2146	2361	2634	2917	3110	3512	----	----
PT64-8.5	DN32,40	173	232	307	400	595	772	938	1052	1231	1378	1465	1721	1907	2034
	DN50	250	305	398	563	897	1195	1385	1499	1739	1916	2089	2497	2779	3011

MATERIAL:

No.	PART	MATERIAL	QTY. (Nos.)
1.	BODY	CAST IRON	01
2.	COVER	CAST IRON	01
3.	BALL FLOAT & LEVER ASSY.	AISI 304	01
4.	BRACKET	AISI 304	01
5.	VALVE SEAT	13% CR STEEL / AISI 410/420	01
6.	AIR VENT	STAINLESS STEEL	01
7.	GASKET	CAF / Non CAF	01
8.	DRAIN PLUG	CARBON STEEL	01
9.	BOLT	HIGH TENSILE	06*
10.	GASKET	CAF / Non CAF	01

* 8 Nos. for DN50

WEIGHT (approx.)

DN32,40 : 7 kg

DN50 : 12 kg

AVAILABLE SPARES:

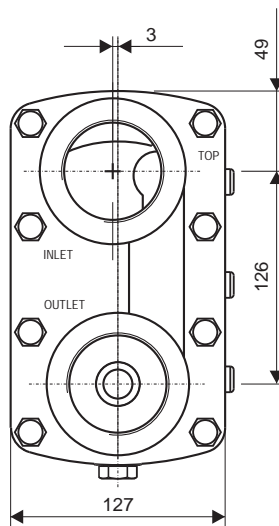
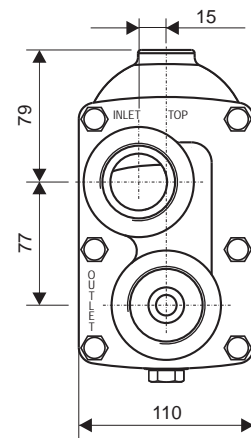
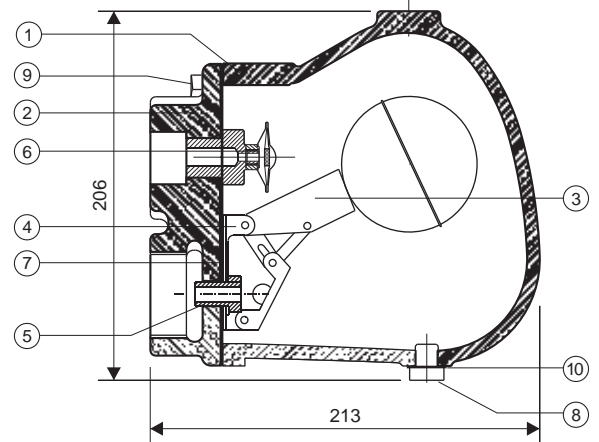
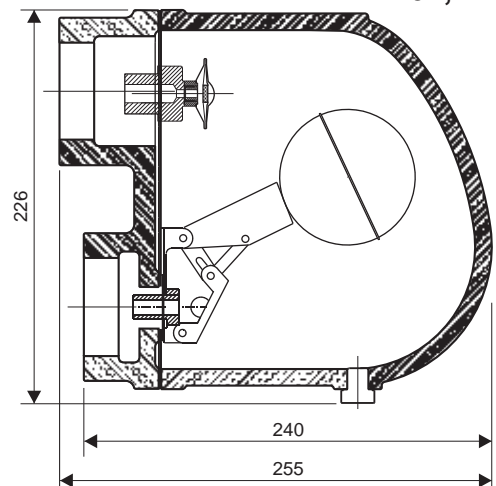
Valve Seat, Ball Float & Lever Assy., Air Vent, Gaskets.

HOW TO ORDER:

PT64-2.0 DN50 BSP

ORDERING INFORMATION:

- 1) Inlet Pressure in bar (g)
- 2) Back Pressure in bar (g)
- 3) Operating Temperature in °C
- 4) Condensate Load in kg/hr
- 5) Size & Model
- 6) End Connections.

DIMENSIONS - Nominal in mm

PT64 DN32, 40

PT64, DN50


Local regulations may restrict the use of this product below the conditions quoted. Limiting conditions refer to standard connections only. In the interest of development and improvement of the product, we reserve the right to change the specifications without prior notice.