

### DESCRIPTION:

Thermodynamic steam trap without integral strainer. Compact, light weight design, in full stainless steel (SS 316 L) construction.

### FEATURES:

Better corrosion and wear resistance ensured by the total stainless steel construction.

It meets the requirements of quick response applications in the steam system.

Condensate entry below the disc, concentric to the disc / seat ensures a clean and parallel lift of the disc with reference to the seat, eliminating localized wear and tear.

Ideal for fluctuating loads and pressures.

Perfect shut-off, no steam loss.

**SIZES:** NPS DN 8, 10, 15, 20, 25

**CONNECTIONS:** Screwed (NPT/BSPT/BSP)  
Socket weld

Non IBR<sup>1</sup> / IBR approved

### LIMITING CONDITIONS:

PMA: Max. allowable pressure	16 bar(g)
TMA: Max. allowable temp.	450 °C
Maximum operating back pressure at the outlet should not exceed 80% of the inlet pressure.	
Minimum differential pressure for satisfactory operation.	0.25 bar
Cold hydro test pressure	32 bar(g)

### INSTALLATION:

The trap will operate in any position, but the preferred installation is in the horizontal plane with the cap on the top. Full port isolating valves should be installed upstream and downstream of the trap for safe maintenance. Always open isolation valves slowly until normal operating conditions are achieved to avoid system shocks.



### MAINTENANCE:

The trap can be maintained without disturbing the piping connections. Ensure that the trap is isolated - upstream and downstream - before attempting to dismantle it. **ALLOW THE TRAP TO COOL BEFORE DISMANTLING**

Periodic cleaning of the disc and seat will facilitate trouble-free performance. Do not use abrasive / corrosive media for cleaning.

Only the disc and seat are subject to wear. A worn disc can be replaced and slight seat wear can be corrected by resurfacing on a lap plate.

### IMPORTANT:

For new installations, the system should be properly flushed prior to fitting the trap.

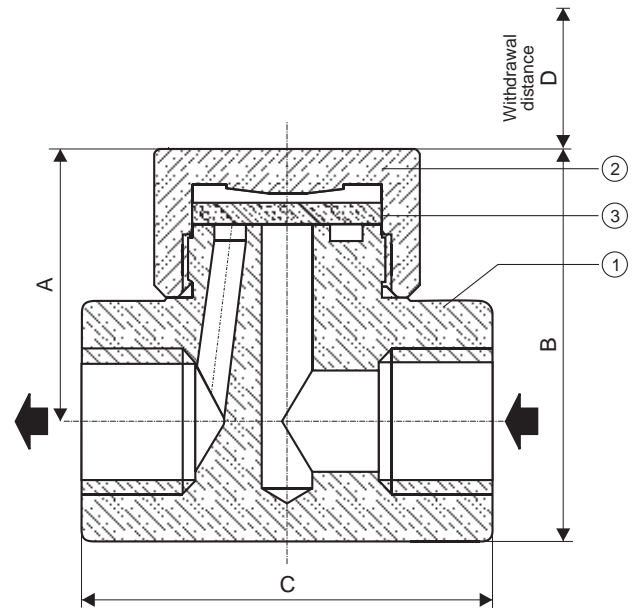
<sup>1</sup>Indian Boiler Regulations

**MATERIAL :**

No.	PART	MATERIAL	QTY (Nos.)
1.	BODY	ASTM A351 Gr. CF3M	01
2.	DISC CAP	ASTM A351 Gr. CF3M	01
3.	DISC	AISI 316L	01

**DIMENSIONS - Nominal in mm**

SIZE	A	B	C	D	E	F	Weight
DN8	43	62	60	40	38	42	0.6 kg
DN10	43	62	60	40	38	42	0.6 kg
DN15	43	62	65	40	38	42	0.75 kg
DN20	43	62	65	40	38	42	0.75 kg
DN25	50	73	85	45	46	50	1.60 kg


**AVAILABLE SPARES**

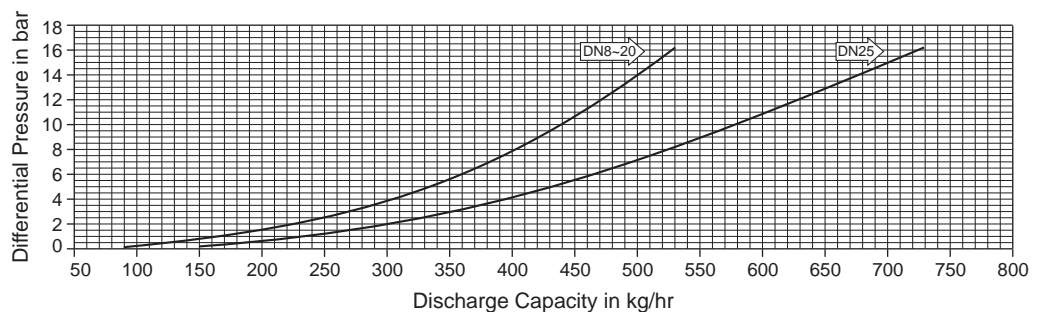
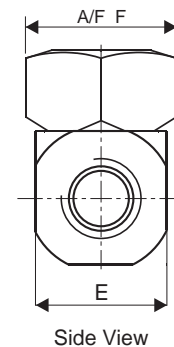
Disc (Packet of 5)

**HOW TO ORDER:**

PT19 DN15 BSP NIBR

**ORDERING INFORMATION:**

- 1) Inlet Pressure in bar (g)
- 2) Back Pressure in bar (g)
- 3) Operating Temperature in °C
- 4) Condensate Load in kg/hr
- 5) Size & Model
- 6) End Connections
- 7) IBR / Non-IBR



Local regulations may restrict the use of this product below the conditions quoted. Limiting conditions refer to standard connections only. In the interest of development and improvement of the product, we reserve the right to change the specifications without prior notice.